

Electric Pallet Truck Presentation



Product Overview

Royal P-series Electric Pallet Truck are Stand-on trucks makes safe handling of the heaviest palletized loads easy.

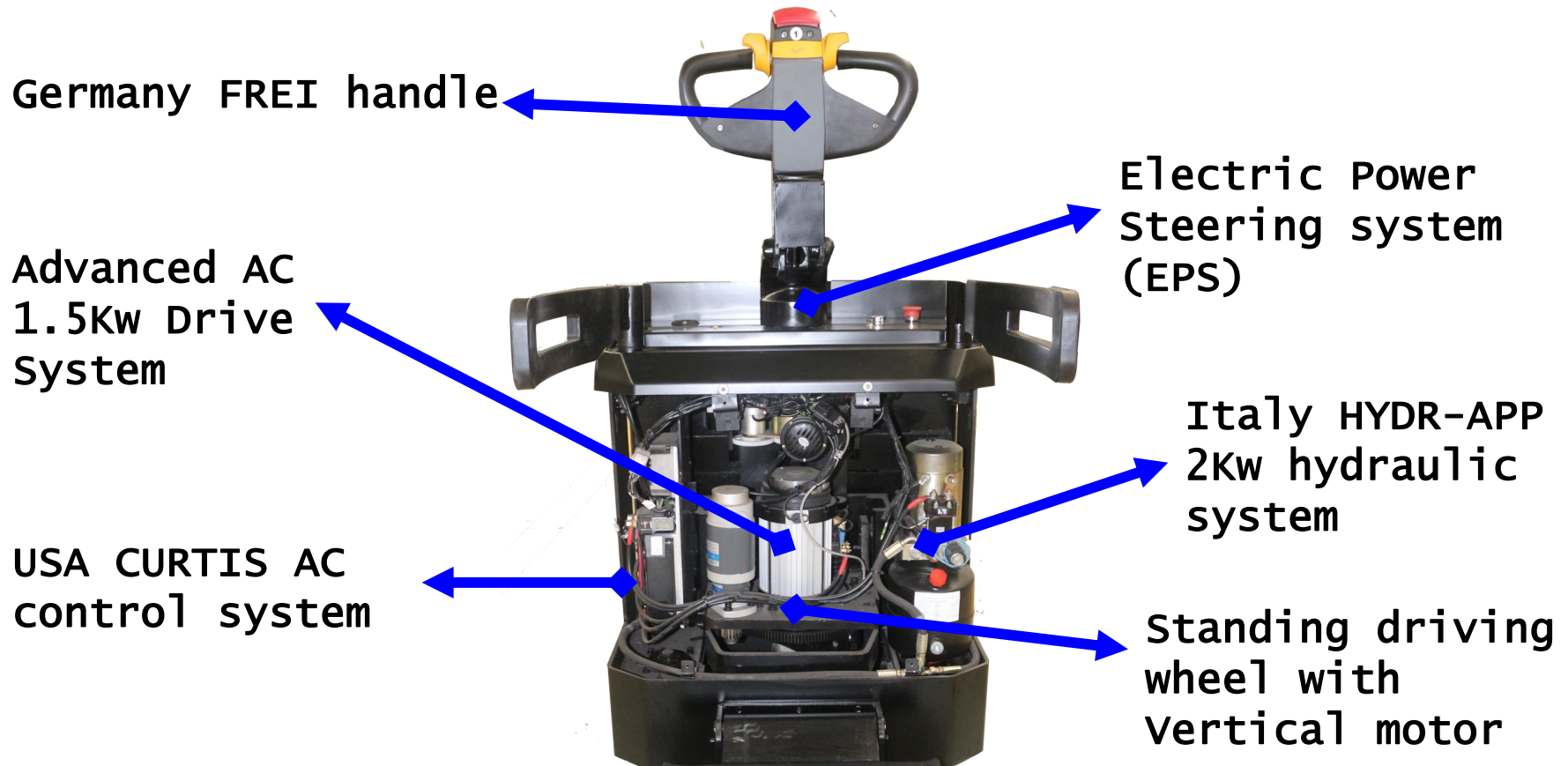
Equipped with a foldable operator platform and safety guides, making them suitable for longer-distances and more demanding operations.

Build for durability, simple to use, with safety a key factor.

Capacity	2.0T-2.5T
 皇 珈 叉 车 ROYAL FORKLIFT	

Product Overview

world class key parts to ensure
the world class tech and high quality level



Advantages

- Easy to Operate
- Design for Safety
- High Productivity & Durability
- Serviceability




Easy to Operate

The control arm equipped EPS system

- offers easy, intuitive operation, ensures smooth, progressive control at all times,
- perfect for use in confined area.

The ergonomic handle designed

- to be equally accessible to the right and left hand
- all essentials are within fingertip reach.



Multi-function display meter

- with Hour meter, BDI(Battery Discharge Indicator) and error indicator
- on time informs operator of recharge requirements.

Fork tips are clearly visible from the operating position

- for added safety and ease of use



Design for Safety-I

Two emergency controls: Emergency brake switch and the belly button
Rounded profile helps it get round the tightest corners
Low skirt protects the operator's feet without impeding access to ramps and gradients

Braking applied with handle upright and horizontal position, increasing the safety of the truck



The belly button on the handle tip

➤ reverses the direction of travel to prevent an operator from being trapped by the truck.

Easy-Touch Emergency brake switch at up-right side on truck frame

➤ Immediately disconnects the drive power and applies the brake to take immediate action for any unexpected situation.




Turtle-shaped low speed switch for creep speed travel

Design for Safety-II

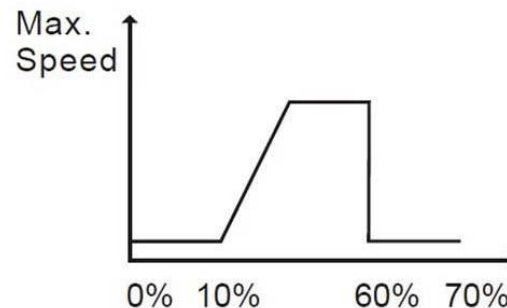
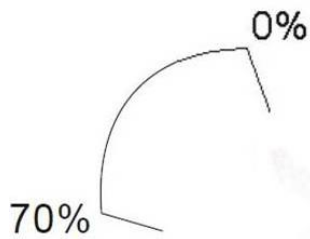
The foldable platform and safety guides

➤ increase operator with safety and reduce fatigue



Proportional speed

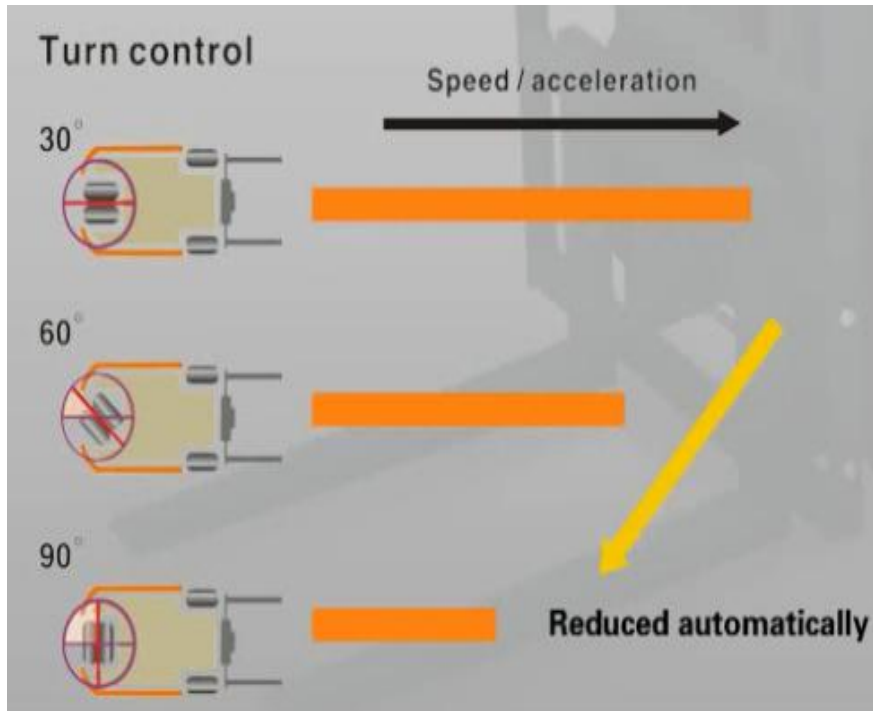
➤ the truck's speed varies depending to the tiller angle with the butterflies (can be adjusted), make sure the operator's safety.



Design for Safety-III

Self adjust device for swerve

➤ it can reduce the accidents due to high travelling speed at a bigger turning angle.



Electromagnetic/Regenerative braking system

➤ provides automatic electronic braking that restricts vehicle movement while in neutral, or roll-back on ramps when loading and unloading



High Productivity & Durability -I

High-strength frame design

- Use a five-point suspension chassis for optimum stability and control, with castors that rotate within the profile of the truck
- suitable for tough workplaces, ensures longer service life.




Imported CURTIS AC control system, industrial grade

- makes the truck reacts quickly and operates easily
- Smooth stepless speed control
- with multiple automatic protection, protect the vehicle control from circuit overvoltage, under voltage, over current, excess temperature, Short circuit etc..
- with self-diagnosis system, makes it easier for trouble-shooting.



High Productivity & Durability -II



Advanced AC drive system

- offers quick response with accurate control, excellent performance.



World-class hydraulic system

- with low noise, few vibration and excellent leak tightness, ensures smooth and reliable lifting and lowering
- Built-in pressure relief valve protects the trucks from overload

Large capacity battery

- equipped with world-class batteries as standard, which features with long service life and can be recharged for 1,500 times.
- Worked with intelligent battery charger, charging and all daily maintenance are accomplished automatically with less involving engineer's labor.



High Productivity & Durability -III

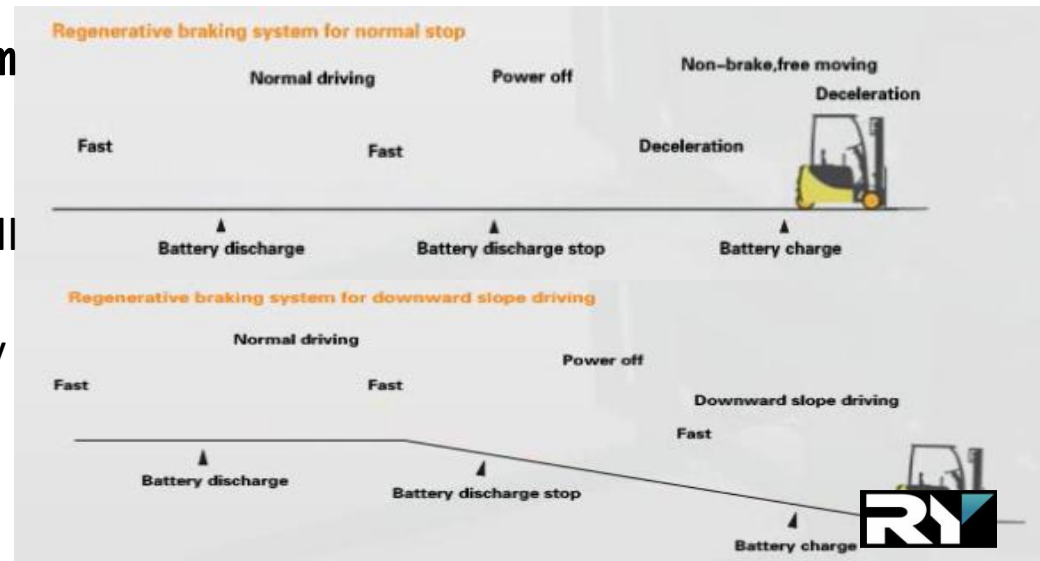
Automatic lifting limit
with lifting limit switch to shut off
pump motor at max. lifting height,
to prevent damage to the motor



Regenerative braking system

➤ When truck slowing down during travel, or parking, or braking or driving on ramp during working, the battery will get recharged.

➤ Increase overall truck performance by prolonging working hours.



High Productivity & Durability -IV

**Foldable platform with speed sensor,
meet water-proof and dust-proof standard.**

➤ Open the platform and standing drive,
automatic switch to high-speed driving
mode



➤ Fold the platform and pedestrian drive,
automatic switch to low-speed walking
mode



Serviceability-I


One-piece lightweight cover

- conveniently bolt on and off for easy access to all major and key components
- reducing service time when inspection.



Battery steel cover can be easily to open

- convenient to fill distilled water or electrolyte of the battery



Serviceability-II

CANbus technology reduces wiring complexity and increase reliability, easy to maintain.

controller with self-diagnosis system

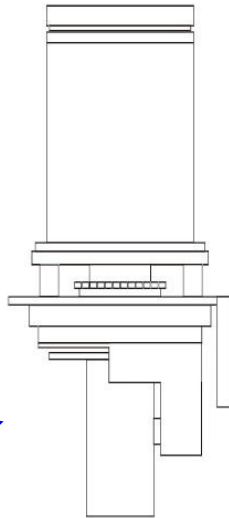
- makes it easier for trouble-shooting.

AC Drive Motor,

- brushless, drastically reduced maintenance time and labor cost.

Vertical motor

- ensures convenience inspection and maintenance of motor and brake, providing much better maintainability than horizontal motor.



Royal

Electric Pallet Truck

Presentation